


THE JAGUAR

mark nine






The 3.8 litre 220 b.h.p. engine


With a more powerful 3.8 Litre XK engine

THE MARK NINE

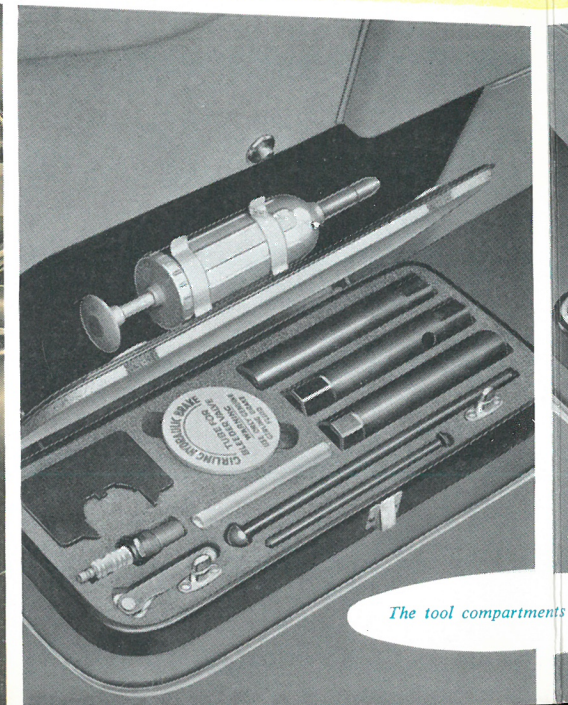
The Mark Nine Jaguar, continuation of the famous Mark Seven and Mark Eight Series, amply demonstrates the success achieved by Jaguar engineers in their work of constantly developing the characteristics which the ideal luxury car should possess. Thus, the Mark Nine is characterised by phenomenal acceleration and the ability to attain high cruising speeds of 80/90 m.p.h. with a maximum of 115 m.p.h. Accurate



The polished walnut instrument panel



The luxurious interior furnishings




The tool compartments

engine, disc brakes and power assisted steering

INE JAGUAR

finger-light power-assisted steering ensures completely effortless control at all speeds whilst the unparalleled stopping power of the race-proved Dunlop Disc Brakes on all four wheels invests the Mark Nine with the highest degree of safety. With its superb finish, luxurious interior furnishings and advanced technical specification, the Mark Nine takes its place as an outstanding addition to the Jaguar range of fine cars.




The race proved Dunlop Disc Brake fitted to all four wheels



Tools recessed in doors



The spacious rear interior



The capacious 17 cu. ft. luggage boot

THE MARK IX SALOON

ENGINE. Special six cylinder 3.8 litre Jaguar engine. 70° twin overhead high lift camshafts driven by a two stage roller chain. 87 mm. bore × 106 mm. stroke. 3781 c.c. developing 220 b.h.p. Compression ratio 8:1. High grade chrome iron cylinder block, cooling by pump with by-pass thermostat control. Cylinder head of high tensile aluminium alloy with hemispherical combustion chambers developed from "C" and "D" type racing heads. Aluminium alloy pistons. Steel connecting rods. Forced lubrication throughout by submerged pump with full-flow filter. Twin S.U. type H.D.6 horizontal carburettors with electrically controlled automatic choke. 2½ ins. diameter counterweighted crankshaft carried in seven large steel backed precision bearings. Twin exhaust system. This engine has been specially developed to produce exceptionally high torque in the lower and middle speed ranges.

FRAME. Straight plane steel box section frame of immense strength; torsional rigidity ensured by large box section cross members.

TRANSMISSION. (A) Manually operated gearbox. Four-speed single helical synchromesh gearbox. Gear change lever on floor between front seats. Gear ratios: Top, 4.27; 3rd, 5.48; 2nd, 7.94; 1st, 14.42. (B) Manually operated gearbox with overdrive. Gear ratios: Overdrive, 3.54; Top, 4.55; 3rd, 3.84; 2nd, 8.46; 1st, 15.36. (C) Borg Warner Automatic Transmission with driver controlled intermediate gear. Gear ratios: Low range from 21.2 to 9.86; intermediate range from 13.2 to 6.14; Top (direct drive), 4.27 to 1.

SUSPENSION. Independent front suspension incorporating transverse wishbones, long torsion bars and telescopic shock absorbers. Rear suspension by long silico-manganese steel half elliptic springs controlled by telescopic shock-absorbers.

CLUTCH. Special heavy duty 10" single dry plate clutch with hydraulic operation.

BRAKES. Dunlop bridge-type disc brakes on all four wheels featuring quick-change pads. Vacuum servo assistance with reserve vacuum tank. Handbrake operates on rear wheels only.

STEERING. Burman power-assisted re-circulating ball-type steering. Power assistance is by hydraulic pressure from a pump driven from the rear of the dynamo. Number of turns from lock to lock, 3½. 18" adjustable steering wheel. Left or right hand steering optional.

WHEELS AND TYRES. Pressed steel bolt-on disc wheels with wide base rims fitted with Rimblishers and Dunlop 6.70 × 16 ins. Road Speed tyres.

FUEL SUPPLY. Twin S.U. electric fuel pumps. Fuel capacity 17 imperial gallons in two separate tanks of nine and eight gallons, with turn-over switch on instrument panel.

ELECTRICAL EQUIPMENT, INSTRUMENTS AND FITTINGS. Lucas 12-volt system. Twin 6-volt batteries giving 64 amp./hour at 10-hour rate, with current voltage control. Flush fitting headlamps and wing lamps, twin adjustable fog lamps, separate stop/tail, direction and reflector unit mounted in a single assembly, reverse lamp, self-cancelling

flashing direction indicators with warning light, panel lights, door-operated and manually controlled interior lights, twin blended note horns, twin blade two-speed self parking screen wipers, three cigar lighters, starter motor, vacuum and centrifugal automatic ignition advance, oil coil ignition, 5 ins. diameter 120 m.p.h. speedometer, 5 ins. diameter electrically driven revolution counter, ammeter, oil pressure gauge, water thermometer gauge, fuel gauge, electric clock, windscreen washers.

HEATER AND AIR CONDITIONING. Built-in fresh air type heater with controlled warm air flow and incorporating windscreen de-frosters. Two speed booster fan.

BODY AND APPOINTMENTS. All steel full five or six seater with sliding roof. Four doors. Ventilating windows front and rear. Special security locks to rear doors for child safety. Bench type front seat (automatic transmission model only) adjustable for reach; bucket seats on other models adjustable for height and reach. All seats luxuriously upholstered in highest quality fine-grain soft-tanned Vaumol leather over extra deep moulded Dunlopillo. Polished figured walnut instrument panel and interior garnishings. Grab handle for front seat passenger and flexible assist grips for rear seat passengers. Two glove compartments, passengers' glove box fitted with lock. Sunvisors. Four ashtrays. Polished figured walnut flush folding occasional tables in rear compartment. Padded armrests all round and central fold-back armrest in rear and front compartments on bench seat model, rear compartment only on bucket seat model. Deep pile carpets upon ¼" thick felt underlay. Additional nylon floor rug in rear. Boudoir clock and document cabinet fitted with lock in rear compartment (bench seat models only). Map pockets in both front doors and under instrument panel.

LUGGAGE ACCOMMODATION. The extraordinarily capacious luggage locker fitted with an interior light, enables four large suitcases, four sets of golf clubs, also rugs, holdalls, and other travelling sundries to be carried in its totally enclosed interior. The volume provided for the carrying of luggage is 17 cubic feet.

SPARE WHEEL. Fitted with Road Speed tyre and carried in luggage compartment with necessary tools for wheel changing.

TOOLS. A complete set of hand tools and small replacement items are carried in special flush fitting compartments concealed in the front doors.

EASY JACKING. Exterior jack slots, conveniently placed, enable the car to be lifted with minimum effort by means of the jack provided.

PRINCIPAL DIMENSIONS. Wheelbase, 10 ft. 0 ins.; track front, 4 ft. 8½ ins.; track rear, 4 ft. 10 ins.; overall length, 16 ft. 4½ ins.; overall width, 6 ft. 1 in.; overall height, 5 ft. 3 ins.; ground clearance, 7½ ins.; turning circle, 36 ft. 0 ins.; dry weight, 34¼ cwt.

COLOUR SCHEMES. A wide range of colour schemes is available.