

PRINCE

Hewittiler

Henry & Shoun
6-10-61





PRINCE MOTORS, LTD.
TOKYO JAPAN

PRINCE

HewHiler


More Load at Less Cost



The low loader type chassis of low center of gravity contributes to stability and trouble free operation on the roughest roads with any kind of load. The new pressed banjo rear axle of lighter construction provides 50% greater strength.

Prince New Miler Light Truck is the latest medium-sized model, embodying many outstanding engineering features and body design, such as the robust chassis of channel section type frame and the new pressed banjo rear axle, extra roomy 3 seater cab and wide cargo space. The spacious cargo body of 2.4 m long and 1.6 m wide floor has capacity of 1750 kg payload. Both low floor of corrugated steel sheets and the unobstructed high flat floor of well-seasoned hardwood and chassis with cab are available on demand. Powered with the dependable Prince engine for speed and economy.

Available with 73HP engine of 1500 cc or 96HP of 1900 cc, right or left hand drives.



Balanced weight distribution on front and rear wheels provides good road holding qualities and riding comfort with any loads.

SPECIFICATION

(Italic type—Specification at 1900 cc engine)

MODEL Prince New Miler ARTH. BRTH.

Dimensions

Wheelbase	2800 mm (110.0 in)
Overall Length	4680 mm (184.3 in)
Overall Width	1695 mm (66.7 in)
Overall Height	1780 mm (70.1 in)
Cargo Space Length	(L) 2415 mm (95.1 in)
	(H) 2410 mm (94.9 in)
Width	(L) 1590 mm (62.6 in)
	(H) 1590 mm (62.6 in)
Height	(L) 425 mm (16.7 in)
	(H) 330 mm (13.0 in)
Vehicle Weight	(L) 1580 kg (3483 lbs)
	(H) 1625 kg (3582 lbs)

Performance

Max. Speed.	106 km/h (66 mile/h)
	110 km/h (68 mile/h)
Max. Climbing Gradient	27% 30%
Min. Turning Radius	5.4 m (18.7 ft.)
Braking Distance	14 m (46 ft)
Fuel Consumption (at 30 mile/h)	10.6 km/l (25 mile/gal)
	9.9 km/l (23.5 mile/gal)

Engine

Type	4 cylinders, 4 cycle over-head valve, water cooled.
Bore × Stroke	75 mm × 84 mm (2.95 in × 3.31 in)
	84 mm × 74 mm (3.31 in × 3.31 in)
Piston Displacement	1484 cc (90.6 cu in)
	1862 cc (113.6 cu in)
Max. Brake Horsepower (SAE)	73 HP/4800 rpm
	96 HP/5000 rpm
	87 ft-lbs/3600 rpm
Max. Torque	113.5 ft-lbs/3600 rpm

PRINCE MOTORS reserves the right to change specifications and designs at any time without notice.

