


The

AUSTIN TEN

for Post-War Motoring

The latest four-door model of the famous Austin Ten is once again available though in limited numbers. It is even more comfortable and more lively than its predecessors, possessing many mechanical refinements. The interior has received much attention, and the centre arm rest for the rear seats and the extra deep front seats are notable comfort improvements. Externally the car has also been improved, and there is generous luggage accommodation in the rear boot.

Even greater economy and dependability are features of this Ten Saloon, of which a full specification appears on page four.



THE AUSTIN MOTOR CO. LTD., LONGBRIDGE, BIRMINGHAM, ENGLAND

THE AUSTIN TEN — GENERAL SPECIFICATION

ENGINE.—4-cylinder, water cooled, with side valves, detachable head and three bearing counterbalanced crankshaft. Bore 2.4995 ins. (63.5 mm.); stroke 3.5 ins. (89 mm.); capacity 1,125 c.c.; R.A.C. rating 9.996 H.P.; or optional engine of 10.98 H.P. with bore 2.62 ins. (66.65 mm.); stroke 3.5 ins. (89 mm.); capacity 1,237 c.c.

The side valves are operated by quietening ramps on the camshaft for silent operation, and the exhaust valve stems are protected against heat. Pistons of special low-expansion aluminium alloy, with lower ring groove drilled for oil return, have an anodised surface to maintain efficient cylinder lubrication. There is a newly designed cylinder head for increased power output, and a patented timing chain tensioner of synthetic rubber further quiets the engine. More flexible mountings are also among the new features.

LUBRICATION.—Engine lubrication is maintained by a large-output pressure gear pump, forcing oil to all crankshaft, camshaft and connecting rod big-end bearings. Oil sump capacity, 7 pints. Chassis lubrication is by grease gun.

COOLING.—Thermo-syphon and fan, with patent radiator to prevent loss of cooling water and anti-freeze either by splash or expansion. Cooling system capacity, 20½ pints.

FUEL SYSTEM.—Fuel from the rear tank of 6-gallons capacity is fed to the Zenith downdraught carburetter by a mechanical pump. Intake silencer and air cleaner is fitted.

IGNITION.—Coil and battery ignition with automatic advance and retard, and vacuum assisted control.

CLUTCH.—A flexible single-plate clutch is employed, giving smooth power take-up, with a light pedal action.

GEARBOX.—The gearbox has four forward speeds and a reverse and embodies new design features including improved lubrication. The gear lever is centrally mounted and there is synchromesh engagement for second, third and top, ensuring easy, quiet changes. Overall ratios: 5.375, 8.23, 13.08 and 21.6 to 1.

TRANSMISSION.—An open propeller shaft with Hardy-Spicer needle-roller bearing universal joints.

REAR AXLE.—The rear axle is of the spiral bevel three-quarter floating

type, and of "banjo" construction, with splined detachable axle shafts. The pinion is carried in taper roller bearings.

STEERING.—Cam gear giving ratios of 10 : 1 in the straight ahead position and 14 : 1 for full lock. The steering box is mounted well forward to give a comfortable angle for driving. The flexible steering wheel has a cellulose acetate covering.

SUSPENSION.—Semi-elliptic springs all round, with long and wide spring leaves and underslung at rear. Double-acting piston-type hydraulic shock absorbers front and rear. All road springs are almost flat under load, giving maximum stability. They are anchored with silentbloc bushes, and shackled on hardened steel pins that are grease lubricated and adjustable.


BRAKES.—The Girling roller and wedge brakes are light in application, but smooth, progressive and powerful. There is individual adjustment at each wheel. Both foot- and hand-brake controls operate on all wheels.

WHEELS AND TYRES.—Easy-clean pressed-steel disc wheels. The spare wheel is carried in a compartment at the rear. 5.00—16 extra low pressure tyres.

CHASSIS.—The special pressed-steel chassis and floor is a complete welded unit, and the body sill is bolted to the frame at numerous points, forming a stiff box section. The front portion of the frame and the cross members are completely boxed and the front is also diagonally braced, giving lateral and diagonal rigidity. The centre of gravity is low, yet there is ample ground clearance. The frame is heavily sound proofed by special sheeting and spraying, which also provides additional weather protection.

GENERAL DIMENSIONS.—Overall length 13 ft. 2 ins.; Overall width 4 ft. 10½ ins.; Overall height 5ft. 4½ ins.; Wheelbase 7 ft. 9¾ ins.; Track 4 ft.

EQUIPMENT.—12-volt lighting, starting and ignition. Fan ventilated dynamo with automatic compensated voltage control. Self-cancelling direction indicators, twin electric screenwipers. Head, side and stop-and-tail lamps, interior roof lamp. Instrument panel with two large dials with indirect illumination, combining ammeter, oil and petrol gauges, and speedometer. Electric clock. Full width bumpers at front and rear, spare wheel and comprehensive tool kit.




The goods manufactured by the Austin Motor Company, Limited, are supplied with an express Warranty which excludes all warranties conditions and liabilities whatsoever implied by Common Law Statute or otherwise.

PRICES.—The Company reserves the right to vary the list prices at any time and all goods are invoiced at the prices current on day of delivery.

SPECIFICATION.—The Company reserves the right on the sale of any vehicle to make before delivery without notice any alteration to the specification design or equipment detailed in this publication.

THE AUSTIN MOTOR CO. LTD. · LONGBRIDGE · BIRMINGHAM · ENGLAND


1946



Among the special features of the Austin Ten Saloon are:—

Wide doors, deeper seats front and rear; full range of instruments, with electric clock; safety glass to windscreens and all windows which are fully winding in all doors, and wide opening front screen; chromium plated head- and side-lamps, with foot-controlled dipper switch, and combined stop-and-tail lamp; quieter and more flexible power unit and steering of new variable ratio design.

COLOURS: Royal Blue, with Blue Upholstery; Black, with B



own Upholstery; Pueblo Brown, with Brown Upholstery.